

TOL RATE TABLE *
(As at 01 April 23)

S/N	Use Sector	TOL Rate * (per month)				Remarks
		Central	Suburban	Outlying	Offshore	
	MK / TS	TS 1 - 13, 19 - 22, 24 - 28	MK 1 - 5, 10, 15 - 18, 22 - 28, 30, Sentosa and Pulau Brani and TS 14 - 18, 23, 29 - 30	MK 6 - 9, 11 - 14, 19 - 21, 29, 31 (Except Pulau Seletar)	MK 32 - 34 (Except Sentosa and Pulau Brani) & Pulau Seletar	
1	Outdoor Refreshment Area (ORA)					
	(a) First 100 sqm or Part Thereof	\$33.16 psm w/GST (\$30.70 psm w/o GST)	\$27.43 psm w/GST (\$25.40 psm w/o GST)	\$22.46 psm w/GST (\$20.80 psm w/o GST)	-	-
	(b) Additional Area Above First 100 sqm	\$24.62 psm w/GST (\$22.80 psm w/o GST)	\$20.41 psm w/GST (\$18.90 psm w/o GST)	\$16.85 psm w/GST (\$15.60 psm w/o GST)	-	
2	Show Flat					
	(a) Show Flat Structure	\$17.28 psm w/GST (\$16.00 psm w/o GST)	\$12.74 psm w/GST (\$11.80 psm w/o GST)	\$9.40 psm w/GST (\$8.70 psm w/o GST)	-	(1) The rates for item (a) are based on floor area.
	(b) Other Related Areas	\$2.92 psm w/GST (\$2.70 psm w/o GST)	\$1.51 psm w/GST (\$1.40 psm w/o GST)	\$1.30 psm w/GST (\$1.20 psm w/o GST)	-	(2) A separate TOL fee will be charged for parking area found within the show flat site. The respective parking rates stated in this table apply.
3	Event Space (With Sales)					
	(a) First 500 sqm or Part Thereof	\$2.43 psm per day w/GST (\$2.25 psm per day w/o GST)	\$2.32 psm per day w/GST (\$2.15 psm per day w/o GST)		-	(1) The minimum TOL fee is based on area of 100 sqm.
	(b) Additional Area of 1,500 sqm or Part Thereof	\$1.24 psm per day w/GST (\$1.15 psm per day w/o GST)	\$1.08 psm per day w/GST (\$1.00 psm per day w/o GST)		-	(2) The rates also apply to product promotion area and dining area for F&B booths.
	(c) Additional Area Above First 2,000 sqm	\$0.97 psm per day w/GST (\$0.90 psm per day w/o GST)	\$0.86 psm per day w/GST (\$0.80 psm per day w/o GST)		-	(3) Examples : Pasar Malam, Flea Market, Car Boot Sales & Bazaar.
		Please refer to example 1 at note 7 of page 4 on how to calculate the TOL fee.				
4	Event Space (With No or Ancillary Sales)					
	(a) First 500 sqm or Part Thereof	\$1.46 psm per day w/GST (\$1.35 psm per day w/o GST)	\$1.30 psm per day w/GST (\$1.20 psm per day w/o GST)		-	(1) The minimum TOL fee is based on area of 100 sqm.
	(b) Additional Area of 1,500 sqm or Part Thereof	\$1.03 psm per day w/GST (\$0.95 psm per day w/o GST)	\$0.92 psm per day w/GST (\$0.85 psm per day w/o GST)		-	(2) Rates are only applicable for event with ancillary sales / product promotion area (including dining area for F&B booths) that is not more than 30% of total area. Rates for 'Event Space (With Sales)' are applicable if ancillary sales / product promotion area (including dining area for F&B booths) is more than 30% of total area.
	(c) Additional Area Above First 2,000 sqm	\$0.70 psm per day w/GST (\$0.65 psm per day w/o GST)	\$0.59 psm per day w/GST (\$0.55 psm per day w/o GST)		-	(3) Examples : Concert, Fashion Show, Circus, Corporate Family Day such as Fun Fair or Movie Screening and Sports Events such as Marathons.
		Please refer to example 2 at note 7 of page 4 on how to calculate the TOL fee.				

TOL RATE TABLE *
(As at 01 April 23)

S/N	Use Sector	TOL Rate * (per month)				Remarks
		Central	Suburban	Outlying	Offshore	
	MK / TS	TS 1 - 13, 19 - 22, 24 - 28	MK 1 - 5, 10, 15 - 18, 22 - 28, 30, Sentosa and Pulau Brani and TS 14 - 18, 23, 29 - 30	MK 6 - 9, 11 - 14, 19 - 21, 29, 31 (Except Pulau Seletar)	MK 32 - 34 (Except Sentosa and Pulau Brani) & Pulau Seletar	
5	Project Sign at Construction Site	\$70.52 psm w/GST (\$65.30 psm w/o GST)	\$50.44 psm w/GST (\$46.70 psm w/o GST)	\$14.26 psm w/GST (\$13.20 psm w/o GST)		Based on display area of the project sign.
6	Worksite to Support Construction Project Only					
	(a) Entire Site					(1) The rates for item (a) are to be applied to the total land area of the site, exclusive of access road leading to the site.
	(i) First 10,000 sqm or Part Thereof		\$2.16 psm w/GST (\$2.00 psm w/o GST)	\$0.86 psm w/GST (\$0.80 psm w/o GST)		(2) The rates for item (a) are not applicable for concrete batching plant (including liquefied soil stabiliser batching plant) and precast yard, including any ancillary uses such as storage and site office within the entire site.
	(ii) Additional Area Above First 10,000 sqm		\$1.35 psm w/GST (\$1.25 psm w/o GST)	\$0.54 psm w/GST (\$0.50 psm w/o GST)		(3) Land areas of different locations for the same project cannot be combined together in the application of the TOL fee tiered rates.
	(b) Commercial Add-On					The rates for item (b) are to be applied to the floor area from 1st storey onwards.
	(i) Site Office		\$5.40 psm w/GST (\$5.00 psm w/o GST)	\$2.16 psm w/GST (\$2.00 psm w/o GST)		(1) The rates for item (b)(i) are applicable to site office for worksite related uses. (2) The area under item (b)(i) includes training rooms and circulation areas within the site office.
	(ii) Commercial Area		\$5.40 psm w/GST (\$5.00 psm w/o GST)	\$2.16 psm w/GST (\$2.00 psm w/o GST)		The area under item (b)(ii) includes minimart, canteen and barber shop.
			Please refer to example 3 at note 7 of page 4 on how to calculate the TOL fee.			For exceptional sites, please contact SLA.

TOL RATE TABLE *
(As at 01 April 23)

S/N	Use Sector	TOL Rate * (per month)				Remarks
		Central	Suburban	Outlying	Offshore	
	MK / TS	TS 1 - 13, 19 - 22, 24 - 28	MK 1 - 5, 10, 15 - 18, 22 - 28, 30, Sentosa and Pulau Brani and TS 14 - 18, 23, 29 - 30	MK 6 - 9, 11 - 14, 19 - 21, 29, 31 (Except Pulau Seletar)	MK 32 - 34 (Except Sentosa and Pulau Brani) & Pulau Seletar	
7	Car Parking					
	(a) Monthly Parking					
	(i) First 100 Lots or Part Thereof	\$131.76 per lot w/GST (\$122.00 per lot w/o GST)	\$69.12 per lot w/GST (\$64.00 per lot w/o GST)	\$55.08 per lot w/GST (\$51.00 per lot w/o GST)	-	-
	(ii) Next 200 Lots or Part Thereof	\$105.30 per lot w/GST (\$97.50 per lot w/o GST)	\$55.62 per lot w/GST (\$51.50 per lot w/o GST)	\$44.28 per lot w/GST (\$41.00 per lot w/o GST)	-	-
	(iii) Additional Lots Above First 300 Lots	\$98.82 per lot w/GST (\$91.50 per lot w/o GST)	\$54.00 per lot w/GST (\$50.00 per lot w/o GST)	\$41.04 per lot w/GST (\$38.00 per lot w/o GST)	-	-
		Please refer to example 4 at note 7 of page 4 on how to calculate the TOL fee.				
	(b) Short-Term Parking	Case-By-Case Basis				For parking less than a month.
8	Heavy Vehicle, Lorry and Coach Parking					
	(i) First 100 Lots or Part Thereof	\$162.00 per lot w/GST (\$150.00 per lot w/o GST)	\$103.68 per lot w/GST (\$96.00 per lot w/o GST)	\$88.56 per lot w/GST (\$82.00 per lot w/o GST)	-	For non-tender site only.
	(ii) Next 200 Lots or Part Thereof	\$129.60 per lot w/GST (\$120.00 per lot w/o GST)	\$83.16 per lot w/GST (\$77.00 per lot w/o GST)	\$70.20 per lot w/GST (\$65.00 per lot w/o GST)	-	-
	(iii) Additional Lots Above First 300 Lots	\$122.04 per lot w/GST (\$113.00 per lot w/o GST)	\$77.76 per lot w/GST (\$72.00 per lot w/o GST)	\$65.88 per lot w/GST (\$61.00 per lot w/o GST)	-	-
9	Motorcycle Parking	\$12.96 per lot w/GST (\$12 per lot w/o GST)			-	-
10	Location Filming / Photoshoot					
	(a) 1 - 5 day(s)	\$129.60 per day w/GST (\$120 per day w/o GST)				(1) The TOL fee is on a "per property address" basis.
	(b) 6 days - 30 days	\$648.00 w/GST (\$600 w/o GST)				(2) The fees for item (b) to (d) are one-time fee.
	(c) Up to 60 days	\$1,296.00 w/GST (\$1,200 w/o GST)				(3) Use of the property/land beyond 90 days is subject to availability of the property/land and approval from SLA and other relevant authorities. If approved, the TOL fee of \$648 w/GST will apply to each 30-day period.
	(d) Up to 90 days	\$1,944.00 w/GST (\$1,800 w/o GST)				
11	Wedding	\$54.00 per day w/GST (\$50 per day w/o GST)				-
12	Funeral Wake	\$27.00 per application w/GST (\$25 per application w/o GST)				-

TOL RATE TABLE *
(As at 01 April 23)

S/N	Use Sector	TOL Rate * (per month)				Remarks
		Central	Suburban	Outlying	Offshore	
	MK / TS	TS 1 - 13, 19 - 22, 24 - 28	MK 1 - 5, 10, 15 - 18, 22 - 28, 30, Sentosa and Pulau Brani and TS 14 - 18, 23, 29 - 30	MK 6 - 9, 11 - 14, 19 - 21, 29, 31 (Except Pulau Seletar)	MK 32 - 34 (Except Sentosa and Pulau Brani) & Pulau Seletar	

*** Note :**

(1) Use of the property/land is subject to availability of the property/land and approval from SLA and other relevant authorities.

(2) The TOL rates in this table would normally apply.

SLA reserves the right to vary the TOL rates at any time, on case-by-case basis.

(3) The TOL fee payable shall be that which SLA confirms to be the prevailing rate as at the date the TOL commences.

(4) The TOL rates are on per month basis, unless otherwise stated.

(5) The TOL rates are for land, unless otherwise stated.

(6) TOL fee will be computed based on (TOL Rate x area) + GST.

Example: TOL Fee = (\$2.25 psm per day x 500 sq m) + 8% GST = \$1,125 + \$90 (8% GST) = \$1,215 per day

(7) Examples of calculating the amount of TOL fee, inclusive of GST :

Example 1

Use :	Event Space (With Sales)
Sector :	Central
Land Area :	500 sqm
Number of Storeys for Structure Constructed on Site :	2
Floor Area of 2nd Storey of Structure :	100 sqm
Total Area :	600 sqm
First 500 sqm :	\$2.25 psm per day x 500 sqm = \$1,125 per day
Balance 100 sqm :	\$1.15 psm per day x 100 sqm = \$115 per day
Amount of TOL Fee without GST :	\$1,125 + \$115 = \$1,240 per day
Amount of TOL Fee with GST:	\$1,240 + \$99.20 = \$1,339.20 per day

Example 2

Use :	Event Space (With No or Ancillary Sales)
Sector :	Suburban
Land Area :	800 sqm
Number of Storeys for Structure Constructed on Site :	2
Floor Area of 2nd Storey of Structure :	300 sqm
Total Area :	1,100 sqm
Sales / Product Promotion Area Within Site :	200 sqm
Check : % of Sales / Product Promotion Element	200 sqm / 1,100 sqm
=	18% < 30%

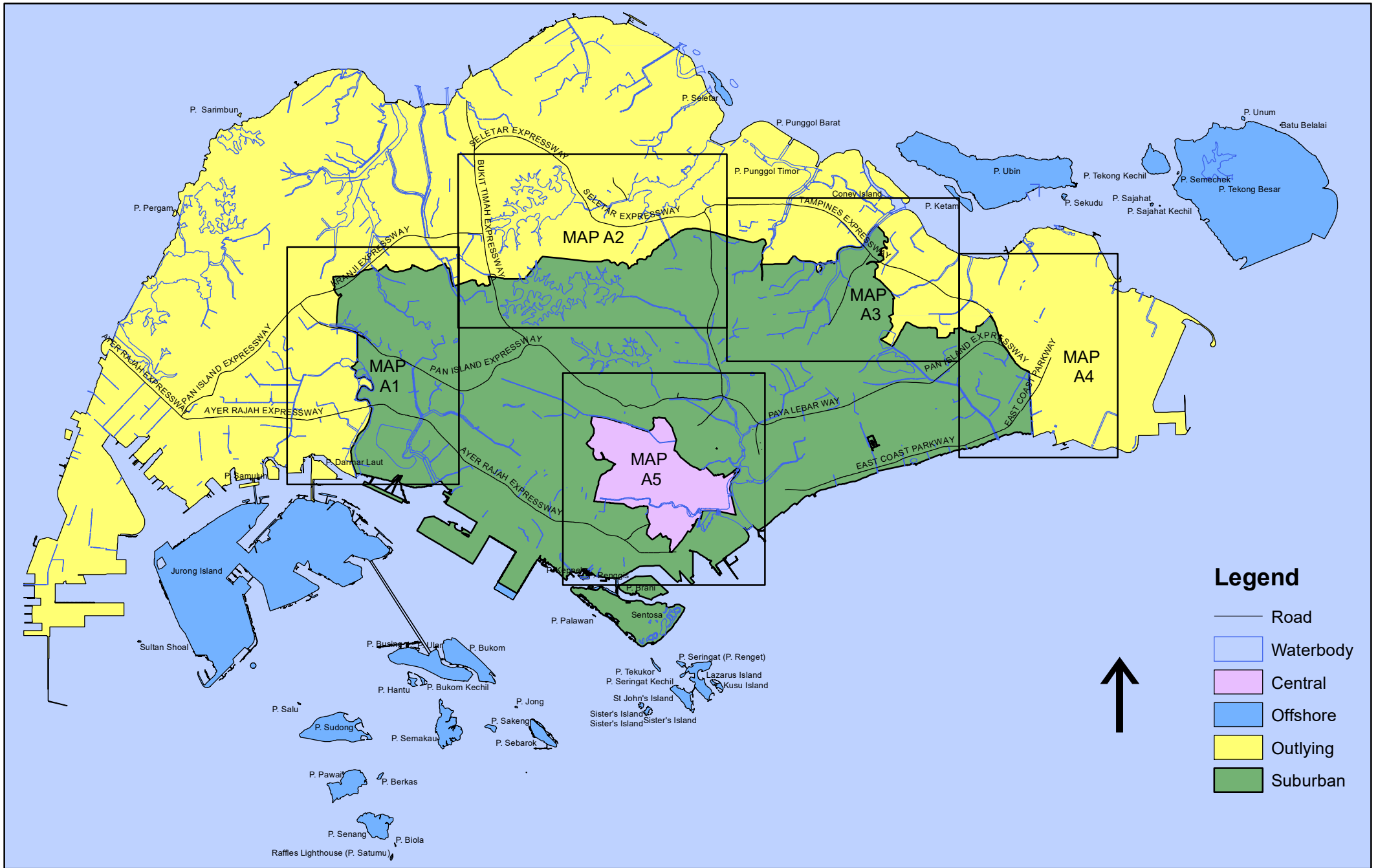
First 500 sqm :	\$1.20 psm per day x 500 sqm = \$600 per day
Balance 600 sqm :	\$0.85 psm per day x 600 sqm = \$510 per day
Amount of TOL Fee without GST :	\$600 + \$510 = \$1,110 per day
Amount of TOL Fee with GST:	\$1,110 + \$88.80 = \$1,198.80 per day

Example 3

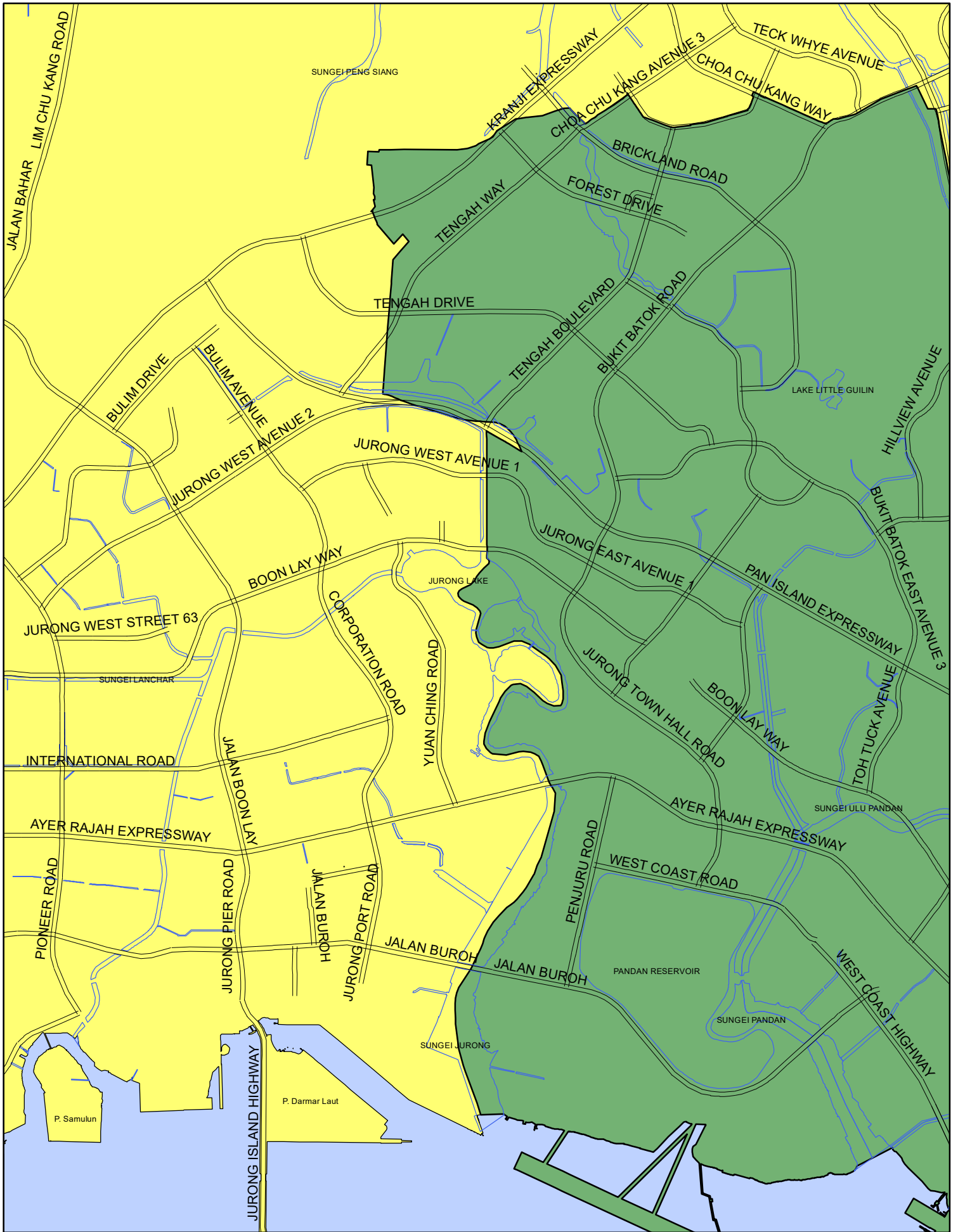
Use :	Worksite to Support Construction Project Only
Sector :	Suburban
Land Area of Entire Site :	15,000 sqm
Floor Area of Site Office :	1,000 sqm
Area of Minimart - Commercial Area :	50 sqm
Base TOL Fee for Entire Site :	First 10,000 sqm : \$2.00 psm per month x 10,000 sqm = \$20,000 per month Balance 5,000 sqm : \$1.25 psm per month x 5,000 sqm = \$6,250 per month Base TOL fee for entire site : \$20,000 + \$6,250 = \$26,250 per month
Additional TOL Fee for Site Office :	\$5.00 psm per month x 1,000 sqm = \$5,000 per month
Additional TOL Fee for Minimart :	\$5.00 psm per month x 50 sqm = \$250 per month
Amount of TOL Fee without GST :	\$26,250 + \$5,000 + \$250 = \$31,500 per month
Amount of TOL Fee with GST:	\$31,500 + \$2,520 = \$34,020 per month

Example 4

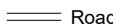



Use :	Car Parking
Sector :	Outlying
Number of Lots :	350 Lots
First 100 Lots :	\$51.00 per lot per month x 100 lots = \$5,100 per month
Next 200 Lots :	\$41.00 per lot per month x 200 lots = \$8,200 per month
Balance 50 Lots :	\$38.00 per lot per month x 50 lots = \$1,900 per month
Amount of TOL Fee without GST :	\$5,100 + \$8,200 + \$1,900 = \$15,200 per month
Amount of TOL Fee with GST:	\$15,200 + \$1,216 = \$16,416 per month

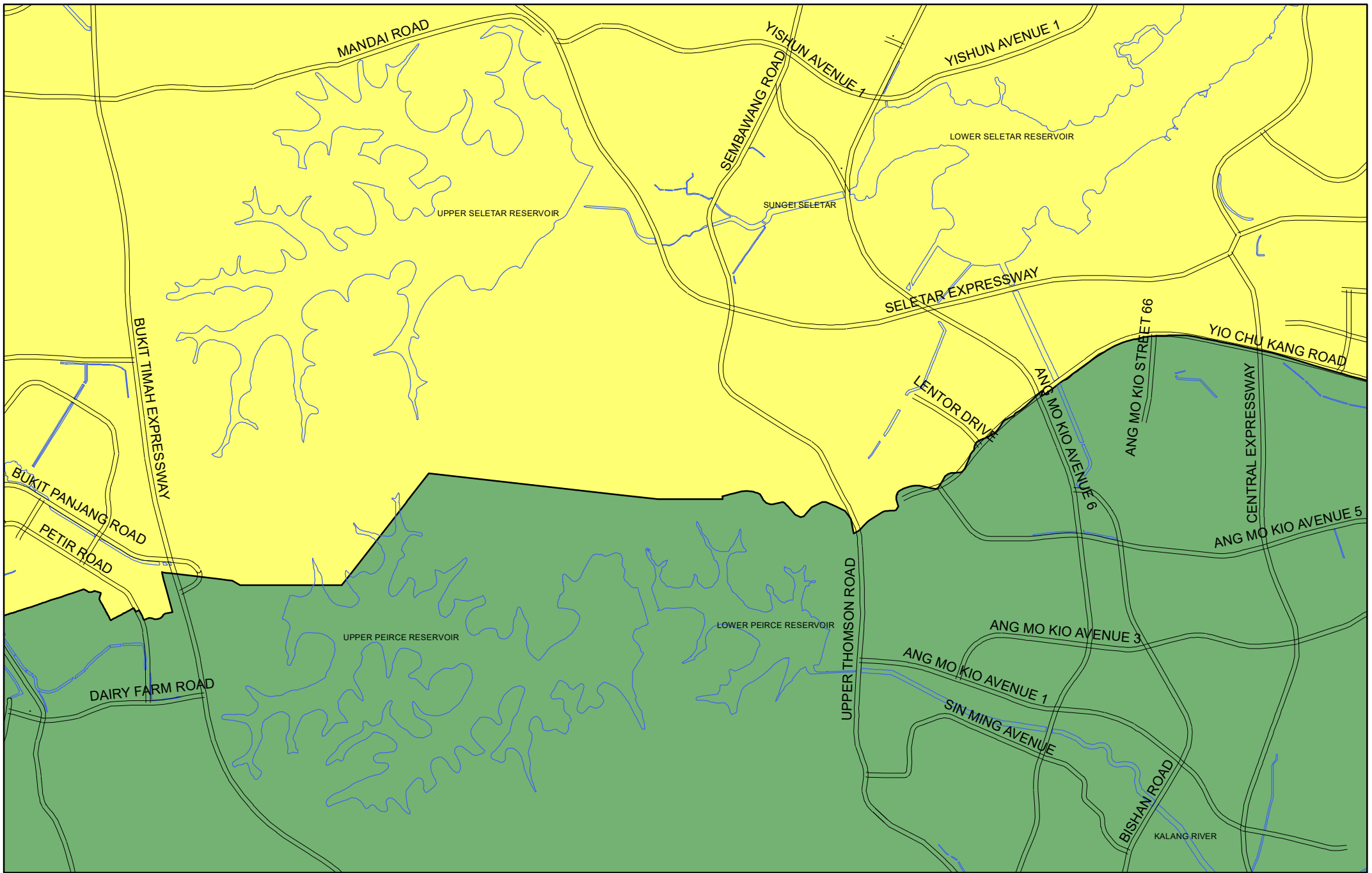


MAP A







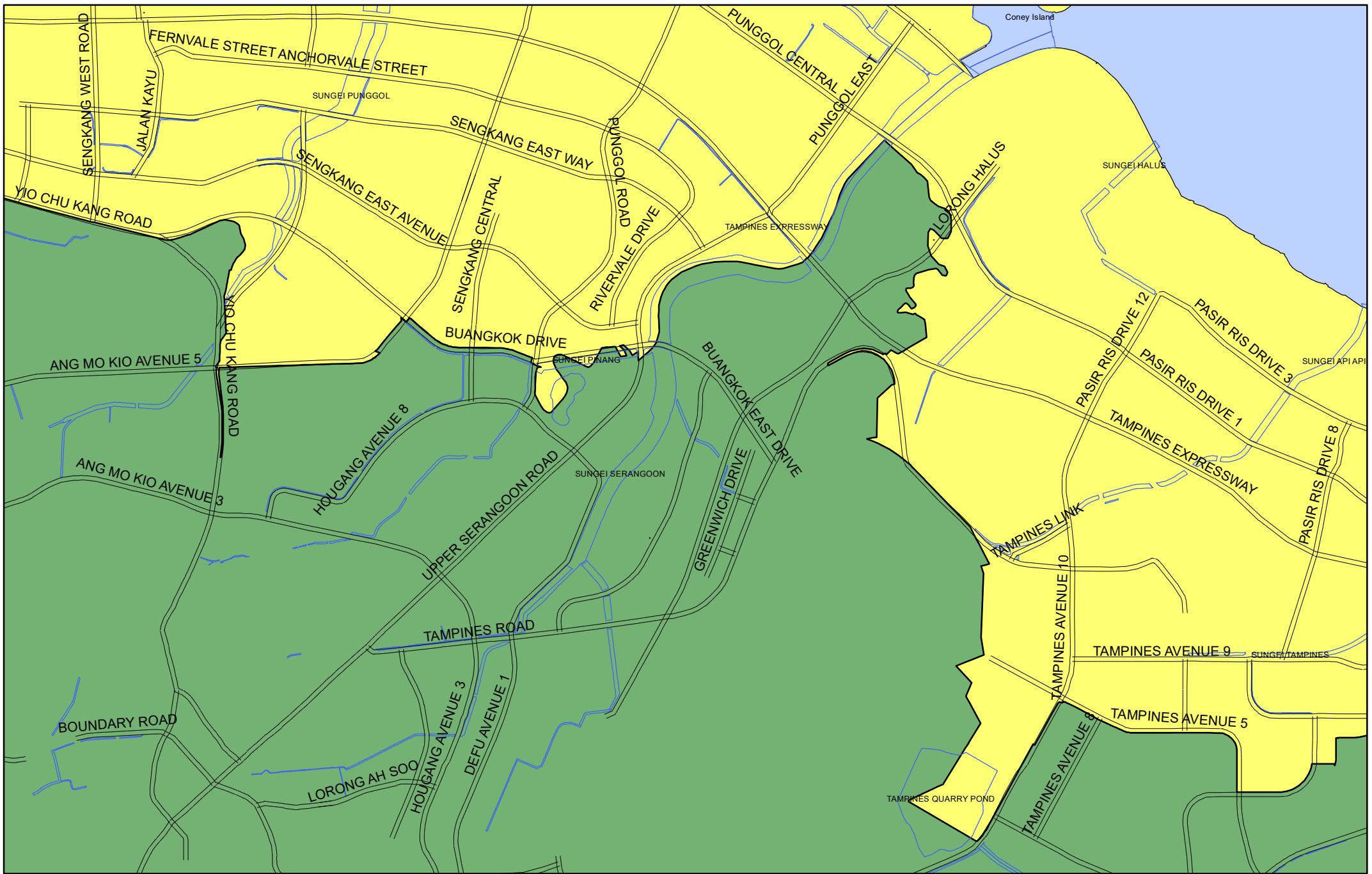
MAP A1

-  Road
-  Waterbody
-  Outlying
-  Suburban







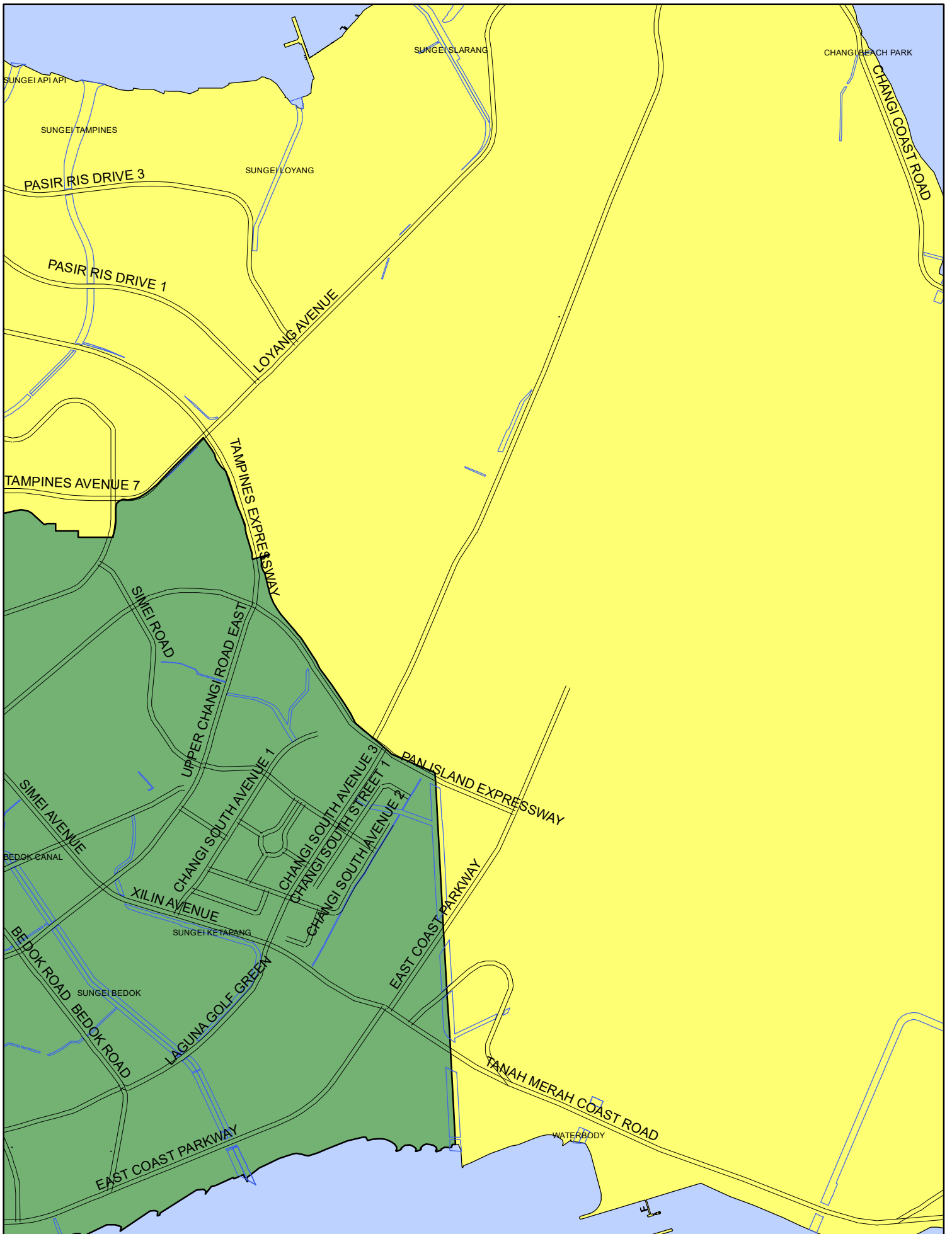
MAP A2

-  Road
-  Waterbody
-  Outlying
-  Suburban







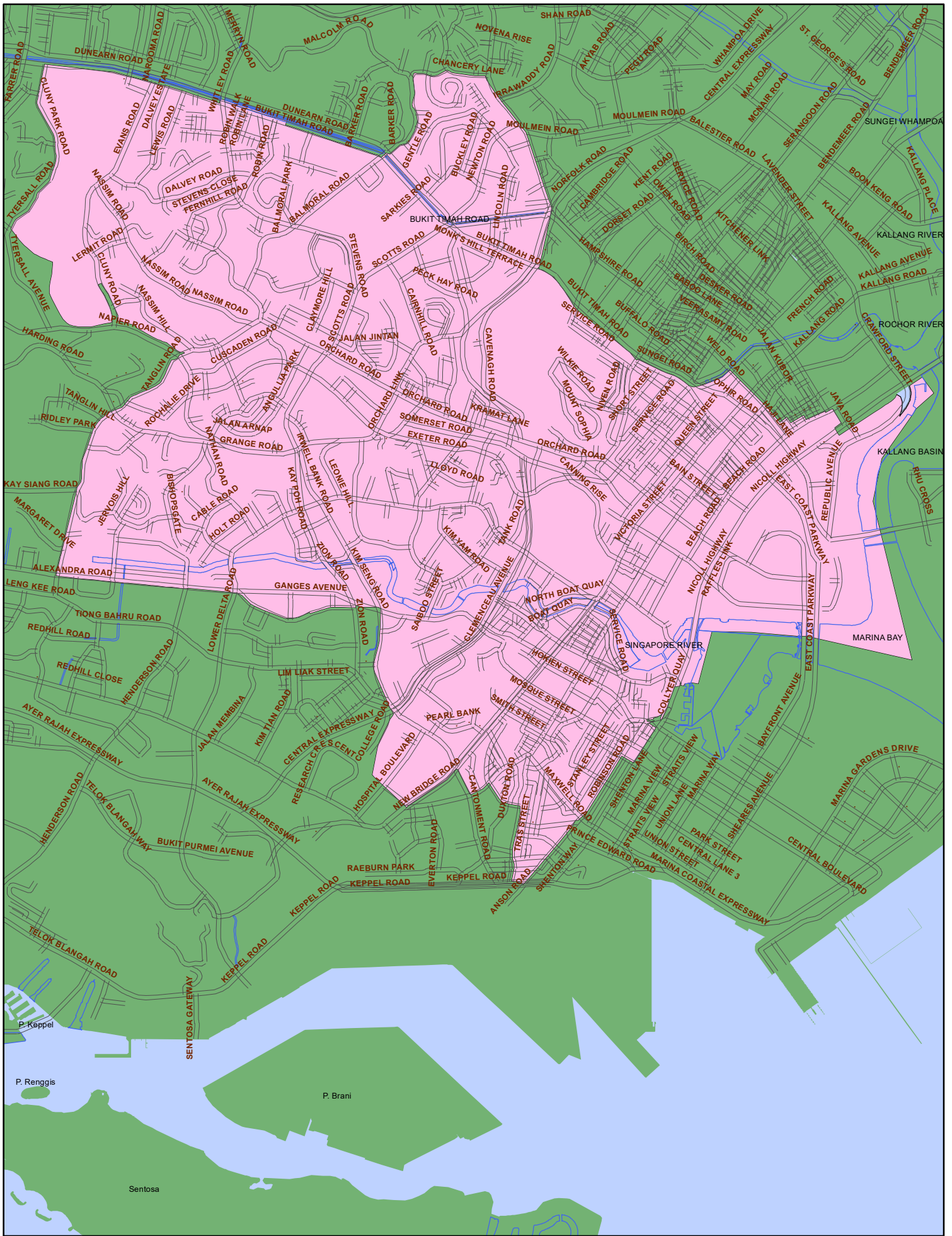
MAP A3

-  Road
-  Waterbody
-  Outlying
-  Suburban







MAP A4

-  Road
-  Waterbody
-  Outlying
-  Suburban



MAP A5

-  Road
-  Waterbody
-  Central
-  Suburban